






# France<sup>1</sup>

**Number of MEPs: 72**

The parties highlighted in blue are member of the government in office.

**Turnout: 40.63% (– 2.13 points in comparison with 2004)**

## National Results

National Parties <sup>2</sup>	Group in the European Parliament	% of votes won	N° of seats won
Union for a Popular Movement/Union pour un mouvement populaire-Nouveau centre (UMP-NC)		27.8	29
Socialist Party/Parti socialiste (PS)	S&D	16.48	14
Europe Ecology/Europe Ecologie		16.28	14
Democratic Movement Mouvement démocrate (MoDem)		8.5	6
Left Front (French Communist Party-Left Party) Front de gauche (Parti communiste français-Parti de gauche) (PCF-PG)		6	4
Stand Up Republic Debout la République (DLR)		1.77	0
Movement for France, Hunting, Fishing and Traditions/Mouvement pour la France-Chasse, pêche, nature et traditions (MPF-CPNT)	EFD	4.6	1
National Front/Front national (FN)	NI	6.3	3
Workers' Struggle/Lutte ouvrière (LO)		1.2	0
New Anti-Capitalist Party/Nouveau Parti anticapitaliste (NPA)		4.9	0
Independent Ecologist Alliance/ Alliance écologiste indépendante		3.63	0
Overseas Alliance/Alliance des Outre-Mers		0.42	1
Others		2.22	0

Source: Data collated and processed by the Robert Schuman Foundation, Robert Schuman Foundation ©

<sup>1</sup> Updated: 15/07/09

<sup>2</sup> The complete list of parties having taken part in the election is available on: : [http://www.interieur.gouv.fr/sections/a\\_la\\_une/toute\\_l\\_actualite/ministere/participation-europeennes-2009](http://www.interieur.gouv.fr/sections/a_la_une/toute_l_actualite/ministere/participation-europeennes-2009)