





Bulgaria¹

Number of MEPs: 17

The parties highlighted in blue are member of the government in office.

Turnout: 38.99 (+ 9.77 points in comparison with 2007)

National Parties	Group in the European Parliament	% of votes won	N° of seats	Comparison 2007/2009 ² (in numbers of seats)
Socialist Party (BSP) Bălgarska Socialističeska Partija	S&D	18,5	4	-1
Movement for Rights and Freedom (DPS) Dviženie za Prava i Svobodi		14,14	3	-1
National Movement for Stability and Prosperity (NDSV)		7,96	2	+1
Citizens for the European Development of Bulgaria (GERB)		24,36	5	=
Blue Coalition United Democratic Forces (ODS) and Party of Democrats for a Strong Bulgaria (DSB)		7,95	1	+1
Ataka	NI	11,96	2	-1
LIDER	-	5,7		
Party for Order, Law and Justice	-	4,67		
Others		4.76		

Source: Data collated and processed by the Robert Schuman Foundation, Robert Schuman Foundation ©

¹ Updated: 15/07/09

² Comparison to an identical political offer